



MRW020-030E

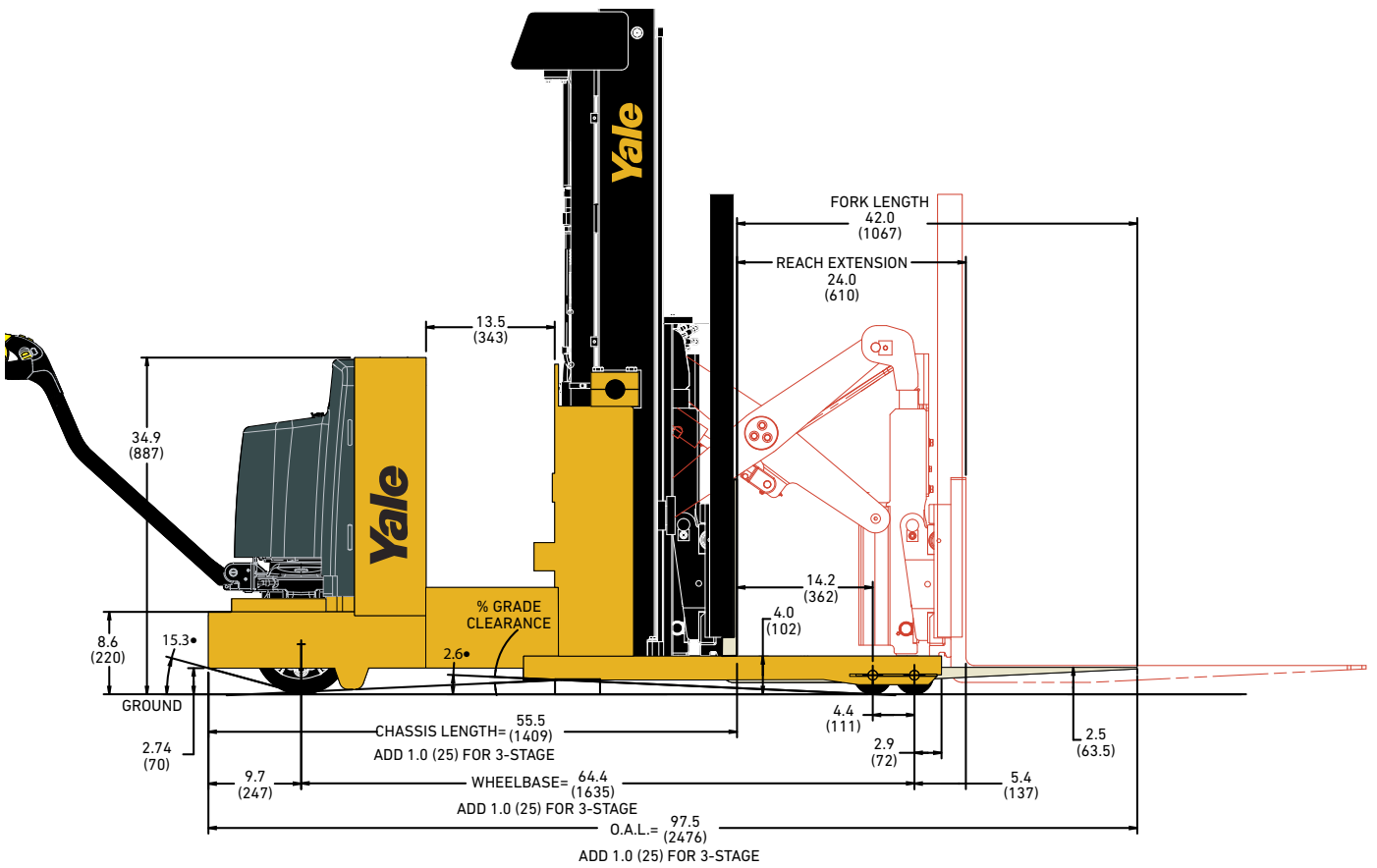
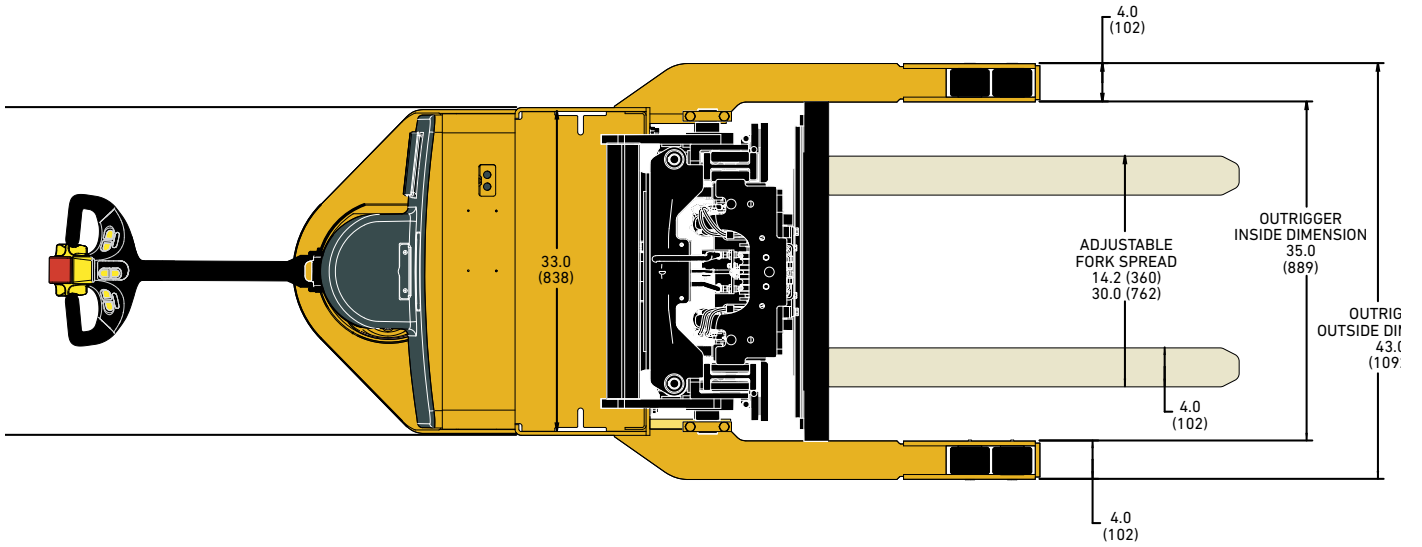
SPEC SHEET

2,000-3,000 lbs.

MRW-E Series

Electric walkie stacker

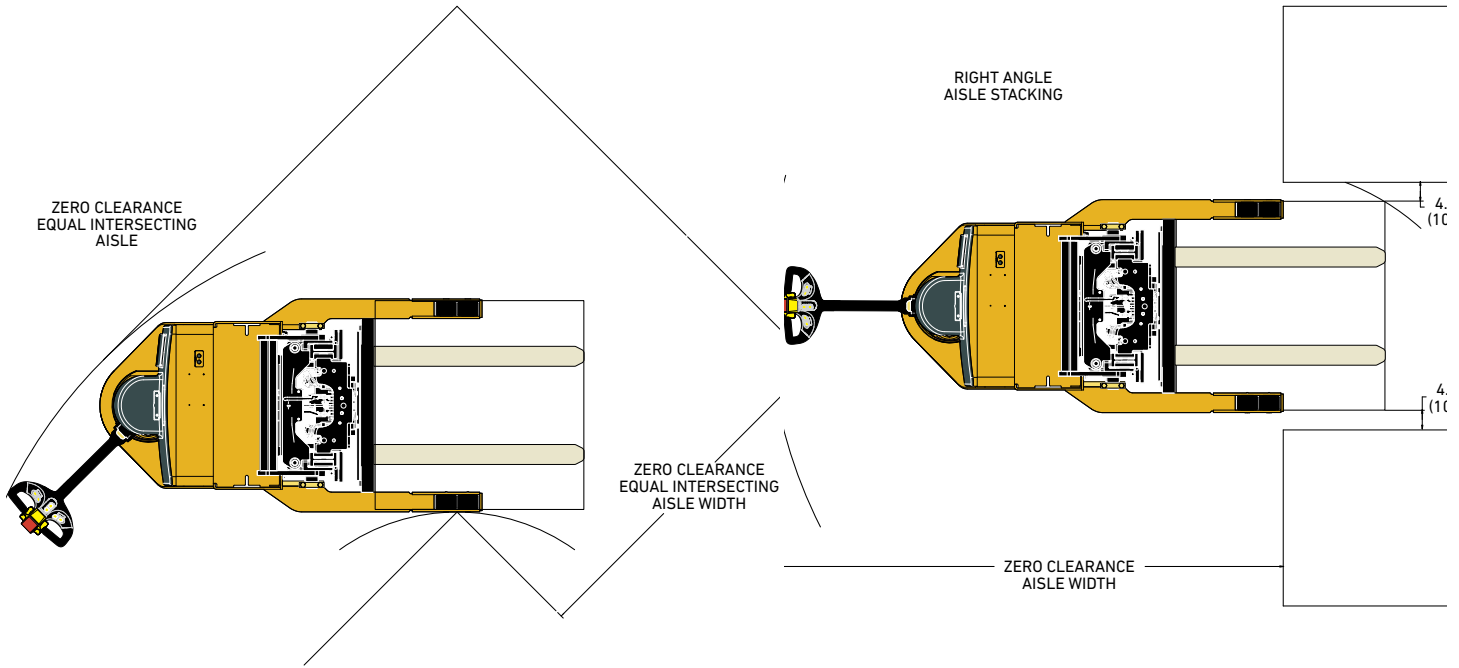
TRUCK DIMENSIONS - MRW020E, MRW030E



GENERAL SPECIFICATIONS - MRW020E, MRW030E

					Yale	Yale
GENERAL	1	Manufacturer	Manufacture name			
	2	Model	Manufacturer designation		MRW020E	MRW030E
	3	Capacity	Rated capacity	lb. (kg)	2000 (910)	3000 (1360)
	4	Load center	Distance	in. (mm)	24 (610)	24 (610)
	5	Power type	Gasoline, LPG, diesel, electric		Electric	Electric
	6	Operator type	Pedestrian, stand-on, seated rider		Pedestrian	Pedestrian
	8	Tire type	Cushion, solid, pneumatic etc.		Cushion	Cushion
	9	Wheels	Number - drive / load		1/4	1/4
DIMENSIONS	10	Lift height (top of fork)		in. (mm)	123 (3124)	123 (3124)
	11	Lift height with simplex mast	Standard free lift (top of fork)	in. (mm)	6.5 (165.1)	6.5 (165.1)
	12		Maximum carriage width	in. (mm)	32.5 (825)	32.5 (825)
	13	Forks	Thickness x width x length	in. (mm)	1.5 x 4.0 x 42	1.5 x 4.0 x 42
	14	Fork spread	Outside dimension - max	in. (mm)	30.0 (772)	30.0 (772)
	15	Tilt of mast	Backward/forward	degrees	4/3	4/3
	16	Overall dimensions	Length to face of forks	in. (mm)	55.5 (1409)	55.5 (1409)
	17		Outrigger ID	in. (mm)	35 (889) - 49 (1245)	35 (889) - 49 (1245)
	18		Lowered overall height (LOH)	in. (mm)	83 (2108.2)	83 (2108.2)
	19		Maximum fork height (MFH)	in. (mm)	123 (3124)	123 (3124)
	21	Turning radius	Minimum (outside)	in. (mm)	74.2 (1885)	74.2 (1885)
	22	Overhang	End of outrigger to face of forks	in. (mm)	2.6 (66)	2.6 (66)
	23	Right angle stack		in. (mm)	See chart	See chart
	24	Intersecting aisle		in. (mm)	See chart	See chart
	Stability	Comply with ANSI?		Yes	Yes	
PERFORMANCE		Speeds	Voltage		24	24
	25		Travel speed max - with load	mph (km/h)	3.1 (4.9)	2.9 (4.7)
			No load		3.5 (5.6)	3.5 (5.6)
	26		Lift speed - with load	ft/min (m/sec)	22 (.11)	22 (.11)
			No load		30 (.15)	30 (.15)
	27		Lowering speed - with load	ft/min (m/sec)	45 (.23)	45 (.23)
	No load		43 (.22)	43 (.22)		
WT.	29	Gradeability		%	10	10
	31	Unloaded weight	Standard truck without battery	lb. (kg)	3422 (1552)	3422 (1552)
WHEELS AND TIRES	32	Axle loads	No load - drive/load with min. battery	lb. (kg)	2286 (1037) / 1736 (787)	2286 (1037) / 1736 (787)
		Tire size	Number - Drive/load		1/4	1/4
	33		Drive tire		10" x 5" Poly	10" x 5" Poly
	34		Load wheels		4.0" x 2.8" Tandem poly	4.0" x 2.8" Tandem poly
	35	Wheelbase	Distance	in. (mm)	64.4 (1634.6)	64.4 (1634.6)
	37	Ground clearance	No load at lowest point	in. (mm)	0.5 (12.5)	0.5 (12.5)
38	No load at center of wheelbase		in. (mm)	1.5 (38)	1.5 (38)	
BATTERY	41	Battery	Voltage		24	24
	42		Type		Lead acid	Lead acid
			Amphere hours (max)		510	510
	43		Minimum weight	lb. (kg)	600 (273)	600 (273)
MOTORS	45	Electric motors	Traction motor - 60 min rating	hp (kw)	2.3 (1.7)	2.3 (1.7)
			Pump motor - 15 min rating	hp (kw)	4 (3)	4 (3)
	46		Traction motor control method		Transistor	Transistor
	47		Number of speeds		Infinitely variable	Infinitely variable
48	Relief press		psi	2900	2900	
49	Grade clearance	% clearance 13.5" comp.	%	13	13	

TRUCK DIMENSIONS - MRW020E, MRW030E - 2000 - 3000 LBS. CAPACITY REACH STACKER



INTERSECTING EQUAL AISLE

Load up and over outriggers					Load between outriggers				
Load width	Load length				Outrigger OAW	Load length			
	36	40	42	48		36	40	42	48
36	63	63	63	63	44	69	69	69	69
40	65	65	65	65	48	71	71	71	71
41	65	65	65	65	49	71	71	71	71
42	66	66	66	66	50	71	71	71	71
48	69	69	69	69	57	74	74	74	74

Note: It is recommended to add a minimum 6" - 12" for clearance. For triplex mast add 2"

RIGHT ANGLE STACK

Load width	Load length			
	36	40	42	48
36	82	89	92	99
40	81	88	91	99
41	80	88	91	99
42	80	88	91	99
48	80	86	89	98

Note: It is recommended to add a minimum 6" - 12" for clearance and stacking. For triplex mast add 2"

STANDARD SPECIFICATIONS

Load width	Outrigger ID	O.A.W.	Load length	Fork length	Wheelbase	O.A.L. *	Length to face of forks
32	35	43	30-32	36	64.4	91.5	55.5
36	37	45	34-36	36	64.4	91.5	55.5
42	43	51	38-42	42	64.4	97.5	55.5
48	49	57	44-48	48	64.4	103.5	55.5

* For triplex mast add 2"

STANDARD LIFT SPECIFICATIONS

Lowered overall height	Lift height	Free lift	Extended height
MRW020-030E simplex masts			
72 (1829)	101 (2565)	6.5 (165)	149 (3785)
77 (1956)	111 (2819)		159 (4039)
83 (2108)	123 (3124)		171 (4343)
92 (2337)	141 (3581)		189 (4801)
MRW020-030E triplex masts			
73 (1829)	149 (3810)	50 (1270)	197 (5004)
78 (1956)	164 (4166)	55 (1397)	212 (5385)
83 (2108)	179 (4547)	60 (1524)	227 (5766)

BATTERY AND COMPARTMENT SPECIFICATIONS

No. of cells	Cell size	Plates per cell	Capacity amp-hours	KWH	"X" dim.	"Y" dim.	"Z" dim.	Weight
12	75	11	375	8.7	26.5	13.0	23.3	825 lbs.
12	85	11	425	9.9	26.1	12.8	23.3	865 lbs
12	75	13	450	10.5	30.9	13.0	23.3	987 lbs
12	85	13	510	11.9	30.9	13.0	23.3	1035 lbs

- Notes: 1) Steel tray with cover required for all batteries.
- 2) Battery connector type 175 Red (Gray is optional)
- 3) Cable lead position "B"
- 4) 20" cable length
- 5) Maximum cable gauge of 1/0
- 6) Battery well : 33" x 13" x open

FEATURES LIST - MRW020E, MRW030E

PERFORMANCE	STD	OPT
24 Volt	●	
SEM traction control technology	●	
Energy efficient MOSFET traction/hoist controller	●	
Transistor hydraulics	●	
Auto deceleration system	●	
3 User programmable performance modes	●	
Creep speed control	●	
DRIVE	STD	OPT
Drive tire		
- 10" x 5" press-on smooth polyurethane	●	
- 10" x 5" press-on siped polyurethane		●
4" x 2.8" tandem polyurethane load wheels	●	
LIFT	STD	OPT
Mast		
- 101" MFH / 72" OLH 2- stage		●
- 111" MFH / 77" OLH 2- stage		●
- 123" MFH / 83" OLH 2- stage	●	
- 141" MFH / 92" OLH 2- stage		●
- 149" MFH / 73" OLH 3- stage		●
- 164" MFH / 78" OLH 3- stage		●
- 179" MFH / 83" OLH 3- stage		●
Proportional lift/lowering	●	
HANDLING	STD	OPT
32.5" Carriage	●	
32.5" hook type integral sideshift carriage		●
48" high load backrest extension	●	
Without load backrest		●
Forks		
- 36" x 1.5" x 4.0" hook type - standard taper forks		●
- 42" x 1.5" x 4.0" hook type - standard taper forks	●	
- 48" x 1.5" x 4.0" hook type - standard taper forks		●
- Without forks		●
ERGONOMICS	STD	OPT
Ergonomically designed composite control handle	●	
Ergonomically designed cast aluminum control handle		●
OPERATION	STD	OPT
Key switch start	●	
Keyless toggle start with auxiliary key switch		●
Outriggers		
-35" Open end clearance with 43" outside dimension (overall width)	●	
-37" Open end clearance with 45" outside dimension (overall width)		●
-41" Open end clearance with 49" outside dimension (overall width)		●
-42" Open end clearance with 50" outside dimension (overall width)		●
-43" Open end clearance with 51" outside dimension (overall width)		●
-49" Open end clearance with 57" outside dimension (overall width)		●
Low battery lift interrupt without display	●	
Battery connector		
- 175 amp red	●	
- 175 amp grey		●
Multi-function display		
- Battery discharge indicator		●
- Hour meter		●
- Fault light		●
Electric horn	●	
Electro-magnetic park brake	●	
Traction reversing switch	●	

SUPPLEMENTAL	STD	OPT
Parts manual		
- CD		●
- printed		●
CONSTRUCTION	STD	OPT
UL Classification Type "E"	●	
Application/environmental construction		
- Standard environmental construction +32oF	●	
- Cold storage/freezer package to -15oF		●
33.0" x x13.5" battery compartment	●	
Lift out battery removal	●	
Side battery extraction - both sides		●
VISIBILITY	STD	OPT
Wire mesh screen	●	
Lexan shield - mast		●
ENERGY SYSTEM	STD	OPT
Set for flooded cell		●
Set for maintenance free		●



About Yale®

Yale Lift Truck Technologies leverages over a century of material handling experience and substantial investment in innovation to bring the most advanced technology-driven lift truck solutions to market. The company offers a full line of award-winning lift trucks, including reach trucks, order pickers, turret trucks, pallet jacks and trucks, pallet stackers, tow tractors and counterbalanced forklifts, as well as powerful operator assist solutions, proven robotics and a wide range of power sources to help customers adapt to today's demanding supply chain. Yale and its independent dealer network support these solutions with comprehensive after-sales service, parts, financing and training.

Yale Lift Truck Technologies is a trading name of Hyster-Yale Asia-Pacific Pty Ltd., a wholly owned subsidiary of Hyster-Yale Materials Handling, Inc.(NYSE:HY) which is headquartered in Cleveland, Ohio and operates globally.

MATERIALS HANDLING FOR:

Third-party logistics (3PL)

Auto parts distribution

Beverage

Cold & frozen foods

Food distribution

Food processing

Furniture & furnishings

Government

Health & pharma


Home centers

Retail & e-commerce

Yale Lift Truck Technologies | Pacific
1/23 Rowood Road
Prospect NSW 2148

Yale Lift Truck Technologies | Asia
16 Tuas Avenue 20
Singapore 638827

yale.com

© 2023 Hyster-Yale Group, Inc., all rights reserved. YALE and  are trademarks of Hyster-Yale Group, Inc. Trucks may be shown with optional equipment and/or features not available in all regions. Specifications and details in this brochure are subject to change without prior notification.