



**STRONG PARTNERS.
TOUGH TRUCKS.™**

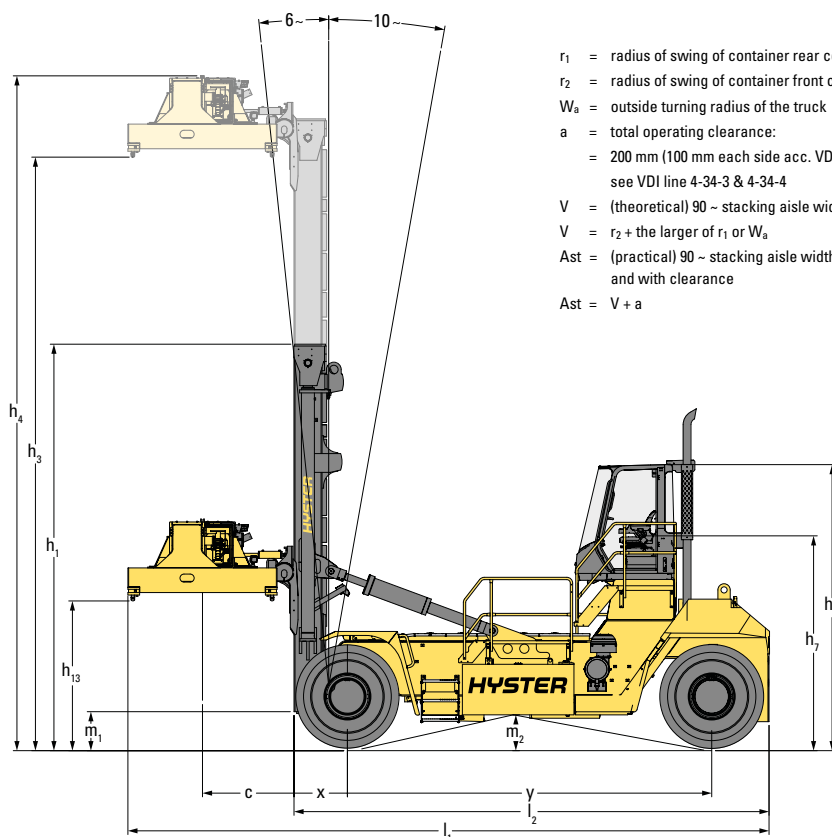


H40-52XM-16CH SERIES TECHNICAL GUIDE

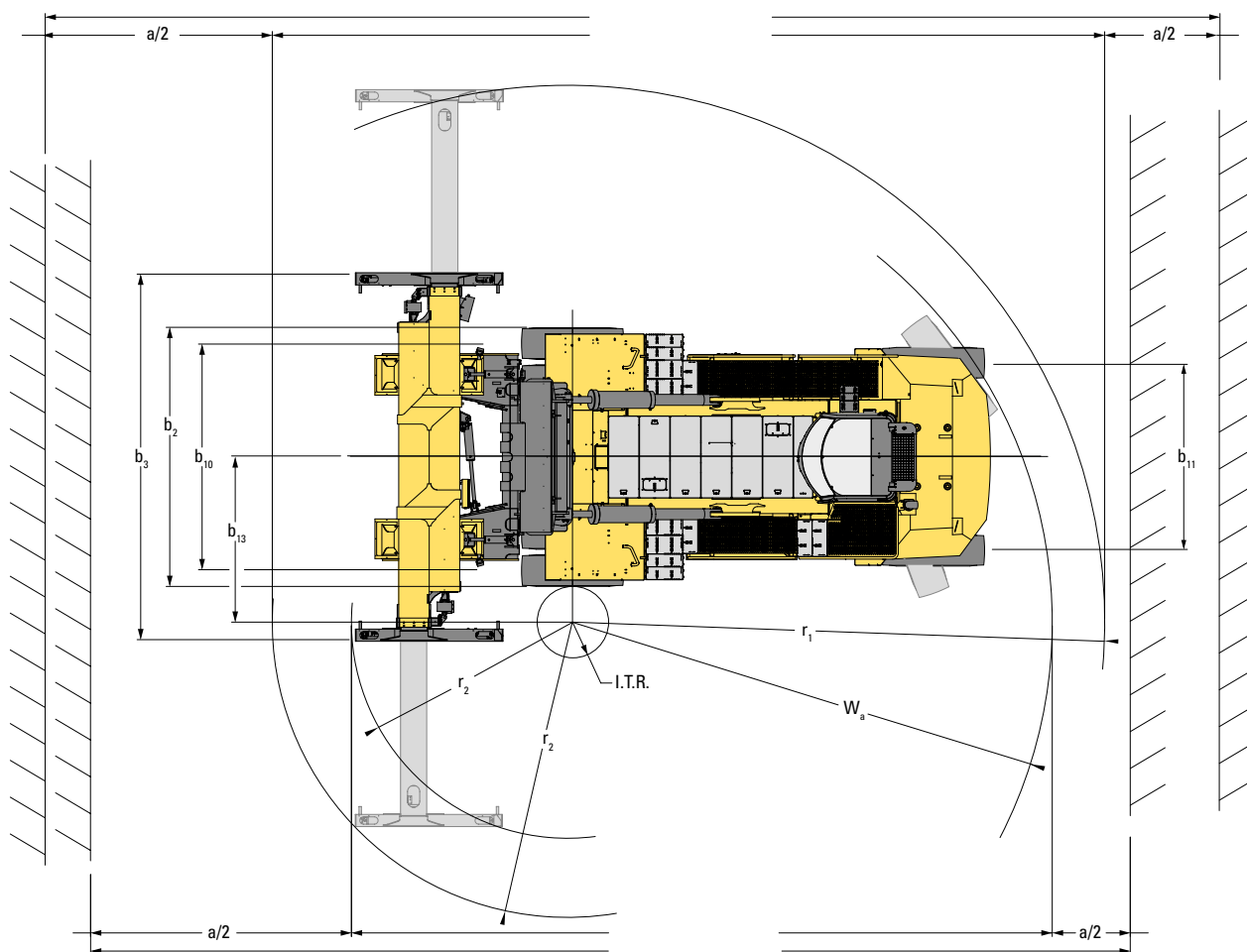


WWW.HYSTER.COM

> TRUCK DIMENSIONS - DEDICATED CARRIAGE



- r_1 = radius of swing of container rear corner
- r_2 = radius of swing of container front corner
- W_a = outside turning radius of the truck
- a = total operating clearance:
= 200 mm (100 mm each side acc. VDI)
see VDI line 4-34-3 & 4-34-4
- V = (theoretical) 90° stacking aisle width, no intrusive stacking
- $V = r_2 + \text{the larger of } r_1 \text{ or } W_a$
- A_{st} = (practical) 90° stacking aisle width, no intrusive stacking and with clearance
- $A_{st} = V + a$



> H40XM-16CH4, H44XM-16CH4, H48XM-16CH4 CONTAINER HANDLERS

			HYSTER		HYSTER		HYSTER			
			H40XM-16CH4		H44XM-16CH4		H48XM-16CH4			
GENERAL	1-1	Manufacturer			HYSTER		HYSTER			
	1-2	Model designation			H40XM-16CH4		H44XM-16CH4			
	1-3	Drive			Diesel		Diesel			
	1-4	Operator type			Seated		Seated			
	1-5-1	Load capacity at load centre distance c_1	Q_1	kg	35,300		39,300		40,000	
	1-5-2	Load capacity at load centre distance c_1'	Q_2	kg	31,750		35,400		39,590	
	1-6-1	Load centre distance c_1	c_1	mm	1,400		1,400		1,400	
	1-6-2	Load centre distance c_1'	c_1'	mm	1,610		1,610		1,610	
	1-8	Load distance (1)	x	mm	870		870		870	
	1-9	Wheelbase	y	mm	5,900		5,900		5,900	
1-10-1	Stacking height at first row (number x container height, in feet)	#		4 x 9' 6"		4 x 9' 6"		4 x 9' 6"		
1-10-1	Stacking height at first row (number x container height, in feet)	#		4 x 8' 6"		4 x 8' 6"		4 x 8' 6"		
WEIGHT	2-1	Service weight (2)			62,419		65,219		66,919	
	2-2-1	Axle loading with load, front / rear		kg	91,595	6,214	97,202	7,317	98,610	8,309
	2-3-1	Axle loading without load, front / rear		kg	42,713	19,706	42,781	22,438	43,220	23,699
WHEELS	3-1	Tyre type			Pneumatic		Pneumatic		Pneumatic	
	3-2	Tyre size, front			18.00-25 40PR		18.00-25 40PR		18.00-25 40PR	
	3-3	Tyre size, rear			18.00-25 40PR		18.00-25 40PR		18.00-25 40PR	
	3-5	Wheels, number front / rear (x = driven wheels)			x4 / 2		x4 / 2		x4 / 2	
	3-6	Tread, front	b_{10}	mm	3,703		3,703		3,703	
	3-7	Tread, rear	b_{11}	mm	3,060		3,060		3,060	
	DIMENSIONS	4-1	Tilt of mast, forward / backward	α / β	(°)	6°	10°	6°	10°	6°
4-2		Height, mast lowered (3)	h_1	mm	7,966		7,966		7,966	
4-3		Free lift	h_2	mm	-		-		-	
4-4-1		Lift height at load centre c_1 , minimum (4)	$h_{3.1.1}$	mm	2,280		2,280		2,280	
4-4-2		Lift height at load centre c_1 , maximum (4)	$h_{3.1.2}$	mm	12,034		12,034		12,034	
4-5		Height, mast extended	h_4	mm	13,320		13,320		13,320	
4-7		Height of closed cab	h_6	mm	4,660		4,660		4,660	
4-7-1		Height of closed cabin without / with aircon	h_6	mm	4,703	4,758	4,703	4,758	4,703	4,758
4-7-2		Height of closed cab with strobe light	h_6	mm	4,780		4,780		4,780	
4-7-3		Height of closed cab with work lights	h_6	mm	4,839		4,839		4,839	
4-7-4		Height of closed cab with airco & strobe light	h_6	mm	4,780		4,780		4,780	
4-8		Seat height to SIP (5)	h_7	mm	3,525		3,525		3,525	
4-12		Coupling height	h_{10}	mm	-		-		-	
4-17		Overhang	l_5	mm	1,025		1,025		1,025	
4-19		Overall length	l_1	mm	10,330		10,330		10,330	
4-20		Length to face of spreader	l_2	mm	7,710		7,710		7,710	
4-21-2		Overall width across all of truck	b_2	mm	4,200		4,200		4,200	
4-23		Carriage spreader			Dedicated carriage		Dedicated carriage		Dedicated carriage	
4-24		Spreader width, retracted / extended	b_3	mm	6,100	12,200	6,100	12,200	6,100	12,200
4-28		Reach distance	l_4	mm	+/- 210		+/- 210		+/- 210	
4-30		Reach lateral from vehicle centre line	b_8	mm	+/- 216		+/- 216		+/- 216	
4-31		Ground clearance, lowest point	m_1	mm	471		465		465	
4-32		Ground clearance, centre or wheelbase	m_2	mm	341		335		335	
4-34-3	Aisle width: 20' container	A_{st20}	mm	11,630		11,630		11,630		
4-34-4	Aisle width: 40' container	A_{st40}	mm	14,245		14,245		14,245		
4-35	Outside turning radius	W_a	mm	7,875		7,875		7,875		
4-36	Internal turning radius (7)	b_{13}	mm	2,690		2,690		2,690		
PERFORMANCE	5-1	Travel speed with / without load		km/h	20.0	22.0	20.0	22.0	20.0	22.0
	5-1-1	Travel speed with / without load, backwards		km/h	20.0	22.0	20.0	22.0	20.0	22.0
	5-2	Lifting speed with / without load		m/s	0.25	0.27	0.25	0.27	0.25	0.27
	5-2-1	Lifting speed with 70% load		m/s	0.25		0.25		0.25	
	5-3	Lowering speed with / without load		m/s	0.50	0.50	0.50	0.50	0.50	0.50
	5-5	Drawbar pull - 1.6 km/h, with / without load		kN	275	275	275	275	275	275
	5-5-1	Drawbar pull - stall, with / without load		kN	275	275	275	275	275	275
	5-7	Gradeability - 1.6 km/h, with / without load (8)		%	29	40	26	40	25	38
	5-7-1	Gradeability - stall, with / without load (8)		%	30	49	28	47	28	47
	5-9	Acceleration time with / without load		sec	☎		☎		☎	
5-10	Service brake			Oil-immersed disc		Oil-immersed disc		Oil-immersed disc		

H50XM-16CH5, H50XM-16CH5, H52XM-16CH5 CONTAINER HANDLERS



			HYSTER		HYSTER		HYSTER			
			H50XM-16CH5		H50XM-16CH5		H52XM-16CH5			
GENERAL	1-1	Manufacturer			HYSTER		HYSTER			
	1-2	Model designation			H50XM-16CH5		H52XM-16CH5			
	1-3	Drive			Diesel		Diesel			
	1-4	Operator type			Seated		Seated			
	1-5-1	Load capacity at load centre distance c_1	Q_1	kg	40,000		40,000			
	1-5-2	Load capacity at load centre distance c_1'	Q_2	kg	36,700		40,000			
	1-6-1	Load centre distance c_1	c_1	mm	1,509		1,509			
	1-6-2	Load centre distance c_1'	c_2	mm	1,749		1,749			
	1-8	Load distance (1)	x	mm	900		870			
	1-9	Wheelbase	y	mm	5,900		5,900			
WEIGHT	1-10-1	Stacking height at first row (number x container height, in feet)	#	5 x 9' 6"		5 x 9' 6"		5 x 9' 6"		
	1-10-1	Stacking height at first row (number x container height, in feet)	#	5 x 8' 6"		5 x 8' 6"		5 x 8' 6"		
WEIGHT	2-1	Service weight (2)			75,535		76,473		78,512	
	2-2-1	Axle loading with load, front / rear at c_1		kg	107,524	8,011	108,149	8,324	106,690	11,822
	2-3-1	Axle loading without load, front / rear at c_1		kg	51,192	24,343	51,817	24,656	50,358	28,154
WHEELS	3-1	Tyre type			Pneumatic		Pneumatic		Pneumatic	
	3-2	Tyre size, front			18.00-25 40PR		18.00-33 36PR		18.00-25 40PR	
	3-3	Tyre size, rear			18.00-25 40PR		18.00-33 36PR		18.00-25 40PR	
	3-5	Wheels, number front / rear (x = driven wheels)			x4 / 2		x4 / 2		x4 / 2	
	3-6	Tread, front	b_{10}	mm	3,703		3,703		3,703	
	3-7	Tread, rear	b_{11}	mm	3,060		3,060		3,060	
	DIMENSIONS	4-1	Tilt of mast, forward / backward	α / β	(°)	6°	10°	6°	10°	6°
4-2		Height, mast lowered (3)	h_1	mm	9,357		9,451		9,352	
4-3		Free lift	h_2	mm	-		-		-	
4-4-1		Lift height at load centre c_1 , minimum (4)	$h_{3.1.1}$	mm	2,280		2,280		2,280	
4-4-2		Lift height at load centre c_1 , maximum (4)	$h_{3.1.2}$	mm	14,930		14,930		14,930	
4-5		Height, mast extended	h_4	mm	17,298		17,392		17,293	
4-7		Height of closed cab	h_6	mm	4,660		4,750		4,660	
4-7-1		Height of closed cabin without / with aircon	h_6	mm	4,703	4,758	4,703	4,758	4,703	4,758
4-7-2		Height of closed cab with strobe light	h_6	mm	4,780		4,872		4,780	
4-7-3		Height of closed cab with work lights	h_6	mm	4,839		4,931		4,839	
4-7-4		Height of closed cab with airco & strobe light	h_6	mm	4,780		4,872		4,780	
4-8		Seat height to SIP (5)	h_7	mm	3,525		3,615		3,525	
4-12		Coupling height	h_{10}	mm	-		-		-	
4-17		Overhang	l_5	mm	1,025		1,025		1,093	
4-19		Overall length	l_1	mm	10,485		10,485		10,698	
4-20		Overall length including boom retracted	l_2	mm	7,740		7,740		7,968	
4-21-2		Overall width across all of truck	b_2	mm	4,200		4,200		4,200	
4-23		Carriage spreader			PPS Gantry carriage		PPS Gantry carriage		PPS Gantry carriage	
4-24		Spreader width, retracted / extended	b_3	mm	6,100	12,200	6,100	12,200	6,100	12,200
4-28		Reach distance	l_4	mm	+/- 240		+/- 240		+/- 240	
4-30		Reach lateral from vehicle centre line	b_8	mm	+/- 400		+/- 400		+/- 400	
4-31		Ground clearance, lowest point	m_1	mm	358		460		357	
4-32		Ground clearance, centre or wheelbase	m_2	mm	329		431		328	
4-34-3		Aisle width: 20' container	A_{st20}	mm	11,795		11,795		11,915	
4-34-4		Aisle width: 40' container	A_{st40}	mm	14,245		14,245		14,245	
4-35		Outside turning radius	W_a	mm	7,875		7,875		8,015	
4-36		Internal turning radius (7)	b_{13}	mm	2,690		2,690		2,690	
PERFORMANCE	5-1	Travel speed with / without load		km/h	20.0	22.0	20.0	22.0	21.0	23.0
	5-1-1	Travel speed with / without load, backwards		km/h	20.0	22.0	20.0	22.0	21.0	23.0
	5-2	Lifting speed with / without load		m/s	0.25	0.27	0.25	0.27	0.25	0.27
	5-2-1	Lifting speed with 70% load		m/s	0.25		0.25		0.25	
	5-3	Lowering speed with / without load		m/s	0.50	0.50	0.50	0.50	0.50	0.50
	5-5	Drawbar pull - 1.6 km/h, with / without load		kN	275	275	275	275	248	248
	5-5-1	Drawbar pull - stall, with / without load		kN	275	275	275	275	275	275
	5-7	Gradeability - 1.6 km/h, with / without load (8)		%	24	39	24	39	24	38
	5-7-1	Gradeability - stall, with / without load (8)		%	27	41	27	41	34	46
	5-9	Acceleration time with / without load		sec	☎		☎		☎	
5-10	Service brake			Oil-immersed disc		Oil-immersed disc		Oil-immersed disc		

> H52XM-16CH5, H52XM-16CH6, H52XM-16CH6 CONTAINER HANDLERS

			HYSTER		HYSTER		HYSTER			
			H52XM-16CH5		H52XM-16CH6		H52XM-16CH6			
GENERAL	1-1	Manufacturer			HYSTER		HYSTER			
	1-2	Model designation			H52XM-16CH5		H52XM-16CH6			
	1-3	Drive			Diesel		Diesel			
	1-4	Operator type			Seated		Seated			
	1-5-1	Load capacity at load centre distance c_1	Q_1	kg	40,000		36000 (6)		36000 (6)	
	1-5-2	Load capacity at load centre distance c_1'	Q_2	kg	40,000		36000 (6)		36000 (6)	
	1-6-1	Load centre distance c_1	c_1	mm	1,509		1,509		1,509	
	1-6-2	Load centre distance c_1'	c_2	mm	1,749		1,749		1,749	
	1-8	Load distance (1)	x	mm	900		900		900	
	1-9	Wheelbase	y	mm	5,900		5,900		5,900	
1-10-1	Stacking height at first row (number x container height, in feet)	#		5 x 9' 6"		6 x 9' 6"		6 x 9' 6"		
1-10-1	Stacking height at first row (number x container height, in feet)	#		5 x 8' 6"		6 x 8' 6"		6 x 8' 6"		
WEIGHT	2-1	Service weight (2)		kg	79,450		81,505		82,443	
	2-2-1	Axle loading with load, front / rear at c_1		kg	107,316	12,135	109,897	11,608	110,522	11,921
	2-3-1	Axle loading without load, front / rear at c_1		kg	50,984	28,467	53,565	27,940	54,190	28,253
WHEELS	3-1	Tyre type			Pneumatic		Pneumatic		Pneumatic	
	3-2	Tyre size, front			18.00-33 36PR		18.00-25 40PR		18.00-33 36PR	
	3-3	Tyre size, rear			18.00-33 36PR		18.00-25 40PR		18.00-33 36PR	
	3-5	Wheels, number front / rear (x = driven wheels)			x4 / 2		x4 / 2		x4 / 2	
	3-6	Tread, front	b_{10}	mm	3,703		4,400		4,400	
	3-7	Tread, rear	b_{11}	mm	3,060		3,060		3,060	
	4-1	Tilt of mast, forward / backward	α / β	(°)	6°	10°	6°	8°	6°	8°
4-2	Height, mast lowered (3)	h_1	mm	9,445		10,802		10,895		
4-3	Free lift	h_2	mm	-		-		-		
4-4-1	Lift height at load centre c_1 , minimum (4)	$h_{3.1.1}$	mm	2,280		2,280		2,280		
4-4-2	Lift height at load centre c_1 , maximum (4)	$h_{3.1.2}$	mm	14,930		17,830		17,830		
4-5	Height, mast extended	h_4	mm	17,386		20,193		20,286		
4-7	Height of closed cab	h_6	mm	4,750		4,660		4,750		
4-7-1	Height of closed cabin without / with aircon	h_6	mm	4,793	4,848	4,703	4,758	4,793	4,848	
4-7-2	Height of closed cab with strobe light	h_6	mm	4,872		4,780		4,872		
4-7-3	Height of closed cab with work lights	h_6	mm	4,931		4,839		4,931		
4-7-4	Height of closed cab with airco & strobe light	h_6	mm	4,872		4,780		4,872		
4-8	Seat height to SIP (5)	h_7	mm	3,615		3,525		3,615		
4-12	Coupling height	h_{10}	mm	-		-		-		
4-17	Overhang	l_5	mm	1,093		1,093		1,093		
4-19	Overall length	l_1	mm	10,698		10,698		10,698		
4-20	Overall length including boom retracted	l_2	mm	7,968		7,968		7,968		
4-21-2	Overall width across all of truck	b_2	mm	4,200		4,900		4,900		
4-23	Carriage spreader			PPS Gantry carriage		PPS Gantry carriage		PPS Gantry carriage		
4-24	Spreader width, retracted / extended	b_3	mm	6,100	12,200	6,100	12,200	6,100	12,200	
4-28	Reach distance	l_4	mm	+/- 240		+/- 240		+/- 240		
4-30	Reach lateral from vehicle centre line	b_8	mm	+/- 400		+/- 400		+/- 400		
4-31	Ground clearance, lowest point	m_1	mm	452		357		452		
4-32	Ground clearance, centre or wheelbase	m_2	mm	423		328		423		
4-34-3	Aisle width: 20' container	A_{st20}	mm	11,915		11,915		11,915		
4-34-4	Aisle width: 40' container	A_{st40}	mm	14,245		14,245		14,245		
4-35	Outside turning radius	W_a	mm	8,015		8,015		8,015		
4-36	Internal turning radius (7)	b_{13}	mm	2,690		2,550		2,550		
PERFORMANCE	5-1	Travel speed with / without load		km/h	21.0	23.0	21.0	23.0	21.0	23.0
	5-1-1	Travel speed with / without load, backwards		km/h	21.0	23.0	21.0	23.0	21.0	23.0
	5-2	Lifting speed with / without load		m/s	0.25	0.27	0.25	0.27	0.25	0.27
	5-2-1	Lifting speed with 70% load		m/s	0.25		0.25		0.25	
	5-3	Lowering speed with / without load		m/s	0.50	0.50	0.50	0.50	0.50	0.50
	5-5	Drawbar pull - 1.6 km/h, with / without load		kN	248	248	248	248	248	248
	5-5-1	Drawbar pull - stall, with / without load		kN	275	275	275	275	275	275
	5-7	Gradeability - 1.6 km/h, with / without load (8)		%	24	38	24	38	24	38
	5-7-1	Gradeability - stall, with / without load (8)		%	34	46	34	46	34	46
	5-9	Acceleration time with / without load		sec	☎		☎		☎	
5-10	Service brake			Oil-immersed disc		Oil-immersed disc		Oil-immersed disc		



GENERAL	1-1	Manufacturer			HYSTER	HYSTER
	1-2	Model designation			H40-48XM-16CH	H50-52XM-16CH
	1-3	Powertrain / drivetrain			Diesel	Diesel

ENGINE	7-1	Engine manufacturer / model			Cummins / QSL9	Cummins / QSL9
	7-1a	CE / EPA Tier compliance			Stage IV / Tier 4	Stage IV / Tier 4
	7-2	Engine power output according to ISO 1585		kW	261	261
	7-2-1	Engine power output - peak		kW	283	283
	7-3	Rated speed		rpm	2,100	2,100
	7-3-1	Engine torque @rpm (1/min)		N-m	1,627 @ 1500	1,627 @ 1500
	7-4	Number of cylinders / displacement		# / cm ³	6 / 8900	6 / 8900
		Turbocharger		Type	Variable geometry, water cooled	Variable geometry, water cooled
	7-8	Alternator output		Amps	120	120
	7-10	Battery voltage, rated capacity		V / Ah	24 / 200	24 / 200

DRIVE	8-1	Drive control / transmission		Type / #	Hydrodynamic Transmission	Hydrodynamic Transmission
	8-2	Transmission manufacturer / type		Type / #	Spicer Off-Highway / TE-32	Spicer Off-Highway / TE-32
	8-4	Transmission speeds forward / backward		#	4 / 4	4 / 4
	8-5	Coupling		Type	Torque Converter	Torque Converter
	8-6	Wheel drive / drive axle manufacturer / type		Type / #	Kessler D102	Kessler D102
	8-11	Service brake		Type	Oil immersed disc	Oil immersed disc
	8-12	Parking brake		Type	Spring applied, dry disc on drive axle	Spring applied, dry disc on drive axle

SPREADER	9-1	Spreader manufacturer / type		Type / #	Elme / 813	Elme / 818
	9-2	Design			Top lift spreader	Top lift spreader
	9-3	Size of containers		feet (')	ISO 20' - 40'	ISO 20' - 40'
	9-4	Side shift	b ₈	mm	+/- 216	+/- 400
	9-5	Pile slope spreader		° / type	+/- 2.5 / mechanical	+/- 6.0 / powered
	9-6	Rotation angle		°	+/- 4,5	+/- 3.0
	9-7	Longitudinal adjustment		°	+/- 210	+/- 240
	9-8	Telescoping time, extend / retract		°	12 / 12	12 / 12

MISC	10-1	Operating pressure for attachments		bar	140	140
	10-2	Oil volume for attachments		l/min	90	90
	10-3	Hydraulic oil tank, capacity		l	625	725
	10-4	Fuel tank capacity		l	830	830
	10-4-1	DEF tank capacity		l	57	57
	10-5	Steering design			Hydrostatic	Hydrostatic
	10-6	Number of steering rotation			6.0	6.0
	10-7	Sound pressure level at driver's seat (7)	Lpaz	dB(A)	74	74
10-7-1	Sound power level during the workcycle	Lwaz	dB	109	109	

NOTES:

Specifications are affected by the condition of the vehicle and how it is equipped, as well as the nature and condition of the operating area. Inform your dealer of the nature and condition of the intended operating area when purchasing your Hyster® truck.

- (1) Centre of drive axle to front face of spreader
 - (2) Weights are based on the following specifications: Complete truck with cab, pneumatic tyres, mast as specified, carriage as specified and 20' - 40' spreader.
 - (3) Unladen with new tyres
 - (4) Spreader, distance from ground to twistlocks.
 - (5) Full suspension seat in depressed position
 - (6) Capacity 40,000 at 5 high position.
 - (7) Distance centre truck to centre of internal turning radius
 - (8) Gradeability figures are provided for comparison of tractive performance, but are not intended to endorse the operation of vehicle on the stated inclines. Follow instructions in the operating manual regarding operation on inclines.
 - (9) Measured according to the test cycles and based on the weighting values contained in EN12053.
- ☎ Data available on request, as values are dependent on application.

NOTICE:

Care must be exercised when handling elevated loads. Operators must be trained and must read, understand and follow the instructions contained in the Operating Manual.

All values are nominal values and they are subject to tolerances. For further information, please contact the manufacturer.

Hyster products are subject to change without notice.

Lift trucks illustrated may feature optional equipment. Values may vary with alternative configurations.

CERTIFICATION: Hyster lift trucks meet the design and construction requirements of B56.1-1969, per OSHA Section 1910.178(a)(2), and also comply with the B56.1 revision in effect at time of manufacture. Certification of compliance with the applicable ANSI standards appears on the lift truck. Performance specifications are for a truck equipped as described under Standard Equipment on this Technical Guide. Performance specifications are affected by the condition of the vehicle and how it is equipped, as well as by the nature, condition of the operating area, proper service and maintenance of the vehicle. If these specifications are critical, the proposed application should be discussed with your dealer.

NOTE: Specifications, unless otherwise listed, are for a standard truck without optional equipment.

Specification data is based on VDI 2198.

CE Safety: This truck conforms to the current EU requirements.

> MAST AND CAPACITY INFORMATION

2 STAGE NFL	Stacking height 8'6" - 9'6"	Lift height h ₃ + s (mm)	Min. under twistlock h _{3.1.1} (mm)	Max. under twistlock h _{3.1.2} (mm)	Lowered height h ₁ (m)	Extended height h ₄ (mm)	Side shift b ₈ (mm)	Mast tilt fwd/bwd (°)	Truck width b ₂ (mm)	H40XM-16CH (Dedicated carriage)	
										Capacity spreader retracted	Capacity spreader extended
										c ₁ @ 1.400 mm (kg)	c ₁ - @ 1.610 mm (kg)
3 high	7,010	2,280	9,290	6,594	10,576	+/- 216	6/10	4,200	37,100	33,400	
4 high	9,754	2,280	12,034	7,966	13,320	+/- 216	6/10	4,200	35,300	31,750	
5 high	12,650	2,280	14,930	9,451	17,392	+/- 216	6/10	4,200	N / A	N / A	

2 STAGE NFL	Stacking height 8'6" - 9'6"	Lift height h ₃ + s (mm)	Min. under twistlock h _{3.1.1} (mm)	Max. under twistlock h _{3.1.2} (mm)	Lowered height h ₁ (m)	Extended height h ₄ (mm)	Side shift b ₈ (mm)	Mast tilt fwd/bwd (°)	Truck width b ₂ (mm)	H44XM-16CH (Dedicated carriage)	
										Capacity spreader retracted	Capacity spreader extended
										c ₁ @ 1.400 mm (kg)	c ₁ - @ 1.610 mm (kg)
3 high	7,010	2,280	9,290	6,594	10,576	+/- 216	6/10	4,200	39,900	35,950	
4 high	9,754	2,280	12,034	7,966	13,320	+/- 216	6/10	4,200	39,300	35,400	
5 high	12,650	2,280	14,930	9,451	17,392	+/- 216	6/10	4,200	N / A	N / A	

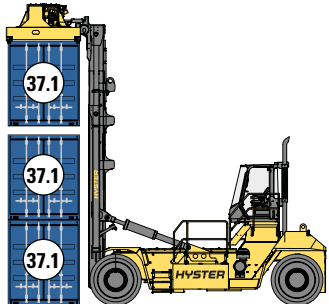
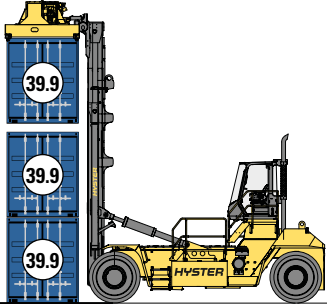
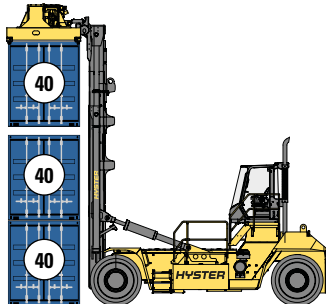
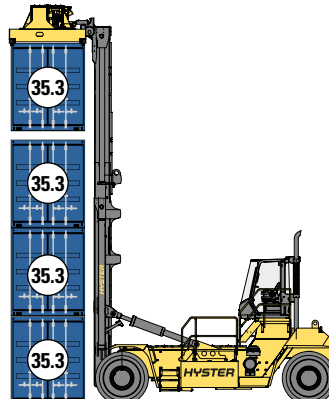
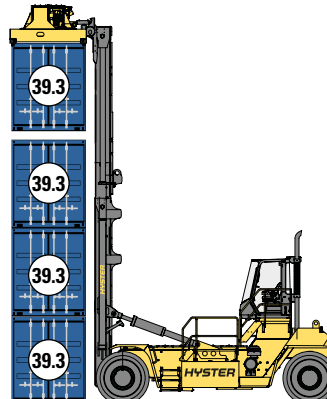
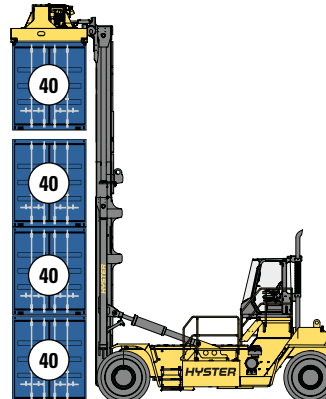
2 STAGE NFL	Stacking height 8'6" - 9'6"	Lift height h ₃ + s (mm)	Min. under twistlock h _{3.1.1} (mm)	Max. under twistlock h _{3.1.2} (mm)	Lowered height h ₁ (m)	Extended height h ₄ (mm)	Side shift b ₈ (mm)	Mast tilt fwd/bwd (°)	Truck width b ₂ (mm)	H48XM-16CH (Dedicated carriage)	
										Capacity spreader retracted	Capacity spreader extended
										c ₁ @ 1.400 mm (kg)	c ₁ - @ 1.610 mm (kg)
3 high	7,010	2,280	9,290	6,594	10,576	+/- 216	6/10	4,200	40,000	40,000	
4 high	9,754	2,280	12,034	7,966	13,320	+/- 216	6/10	4,200	40,000	39,590	
5 high	12,650	2,280	14,930	9,451	17,392	+/- 216	6/10	4,200	N / A	N / A	

2 STAGE NFL	Stacking height 8'6" - 9'6"	Lift height h ₃ + s (mm)	Min. under twistlock h _{3.1.1} (mm)	Max. under twistlock h _{3.1.2} (mm)	Lowered height h ₁ ** (mm)	Extended height h ₄ ** (mm)	Side shift b ₈ (mm)	Mast tilt fwd/bwd (°)	Truck width b ₂ (mm)	H50XM-16CH (Gantry carriage)	
										Capacity spreader retracted	Capacity spreader extended
										c ₁ @ 1.509 mm (kg)	c ₁ - @ 1.749 mm (kg)
3 high	7,010	2,280	9,290	6,631	11,752	+/- 400	6/10	4,200	40,000	40,000	
4 high	9,754	2,280	12,034	8,003	14,496	+/- 400	6/10	4,200	40,000	40,000	
5 high	12,650	2,280	14,930	9,451	17,392	+/- 400	6/10	4,200	40,000	36,700	

2 STAGE NFL	Stacking height 8'6" - 9'6"	Lift height h ₃ + s (mm)	Min. under twistlock h _{3.1.1} (mm)	Max. under twistlock h _{3.1.2} (mm)	Lowered height h ₁ ** (mm)	Extended height h ₄ ** (mm)	Side shift b ₈ (mm)	Mast tilt fwd/bwd (°)	Truck width b ₂ (mm)	H52XM-16CH (Gantry carriage)	
										Capacity spreader retracted	Capacity spreader extended
										c ₁ @ 1.509 mm (kg)	c ₁ - @ 1.749 mm (kg)
3 high	7,010	2,280	9,290	6,631	11,752	+/- 400	6/10	4,200	40,000	40,000	
4 high	9,754	2,280	12,034	8,003	14,496	+/- 400	6/10	4,200	40,000	40,000	
5 high	12,650	2,280	14,930	9,451	17,392	+/- 400	6/10	4,200	40,000	40,000	
6 high	15,550	2,280	17,830	10,901	20,292	+/- 400	6/8	4,900	36,000***	36,000***	

** based on 18.00-33 tyre without load; radius 880 mm | *** capacity 40,000kg up to 5 high position.

> RATED CAPACITIES AND STACKING HEIGHTS

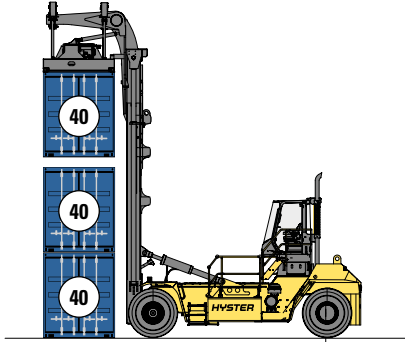
DEDICATED CARRIAGE		
H40XM-16CH4 3 HIGH	H44XM-16CH4 3 HIGH	H48XM-16CH4 3 HIGH
		
H40XM-16CH4 4 HIGH	H44XM-16CH4 4 HIGH	H48XM-16CH4 4 HIGH
		

RATED CAPACITIES AND STACKING HEIGHTS




GANTRY CARRIAGE

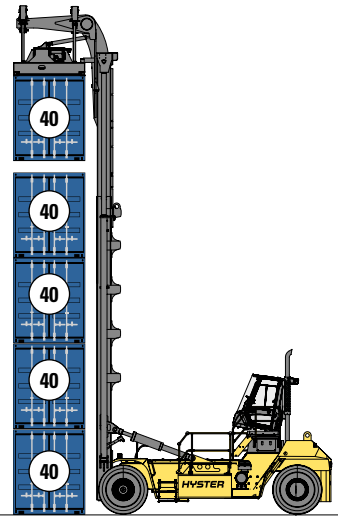
H50XM-16CH5 3 HIGH



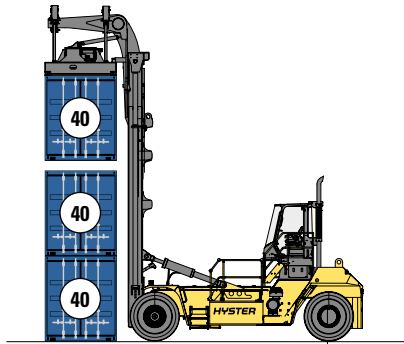
H50XM-16CH5 4 HIGH



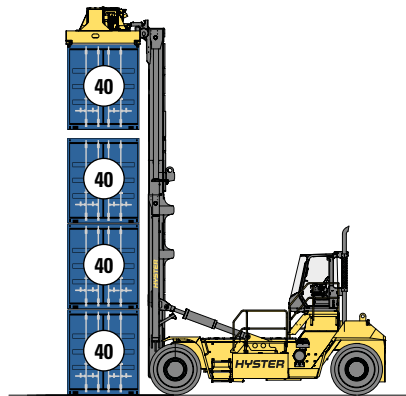
H50XM-16CH5 5 HIGH



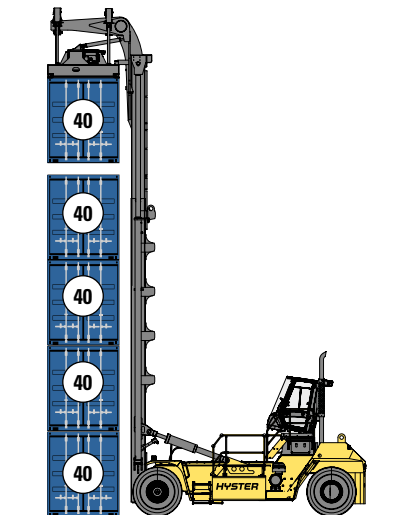
H52XM-16CH5/ H52XM-16CH6 3 HIGH



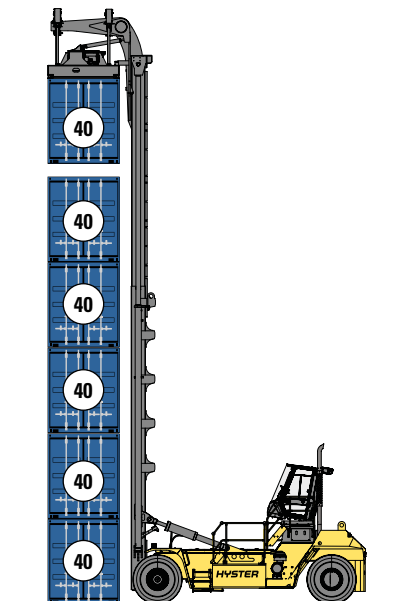
H52XM-16CH5/ H52XM-16CH6 4 HIGH



H52XM-16CH5/ H52XM-16CH6 5 HIGH



H52XM-16CH6 6 HIGH



> FRONT END EQUIPMENT

RANGE OF 2 STAGE NFL MASTS



DEDICATED CONTAINER HANDLER

DEDICATED CARRIAGE

ELME 812 TOP LIFT SPREADER



DEDICATED CONTAINER HANDLER

MPS GANTRY CARRIAGE

PPS GANTRY CARRIAGE

ELME 818 TOP LIFT SPREADER



FEATURES AND OPTIONS



PERFORMANCE	STD	OPT
Cummins QSM 11L diesel engine rated 335 hp Tier 3 / 250 kW Stage IIIA	X	
Tier 3 / Stage III compliant	X	
Wastegate turbocharger	X	
Powertrain protection system	X	
Spicer Off-Highway TE-32 4-speed auto-shifting transmission	X	
Kessler D102 drive axle with wet disc brakes	x	
Kessler D102 extra wide drive axle with wet disc brakes (mandatory for 6-high)		x
DRIVE	STD	OPT
Travel speed limiter - unconditional (adjustable)	x	
Traction speed limiter when carrying container (adjustable)		x
Traction speed limiter when not in the carry position		x
18.00-25 40PR E3 Pneumatic Continental Cranemaster drive and steer tyres	X	
18.00-25 40PR E4 Pneumatic MRF Muscle Rok drive and steer tyres		X
18.00-25 40PR E4 Pneumatic Continental Container Master drive and steer tyres		X
18.00-25 40PR E4 Pneumatic Goodyear ELV-4B drive and steer tyres		X
18.00-25 40PR Slick Bridgestone drive and steer tyres		X
LIFT	STD	OPT
Hydraulic System with Triple Gear Pump	X	
Automatic Throttle-up when lifting (in neutral or inching)	X	
2 Stage Mast for 5-high 1st row stacking	X	
2 Stage Mast for 3-high 1st row stacking		X
2 Stage Mast for 4-high 1st row stacking		X
2 Stage Mast for 6-high 1st row stacking		X
Container weighing system SOLAS compliant		X
HANDLING	STD	OPT
CANBus Spreader, ELME Model 818 with Gantry carriage	X	
Mechanical Pile Slope	X	
Powered Pile Slope		X
4 lifting eyes located on end beam corners	X	
4 lifting eyes located under center beam of spreader		X
Container guides - located outside near twistlocks		X
Container guides - 500mm inset, heavy duty		X
Automatic extend/retract		X
Stops for 30' containers		X
ERGONOMICS	STD	OPT
Isolated mounting for low noise and vibration	X	
Operator presence system		X
Deluxe air suspension seat	X	
Low backrest seat		X
High backrest seat	X	
Cloth seat cover	X	
Vinyl seat cover		X
Seat heating		X
2-point high visibility seatbelt	X	
3-point high visibility seatbelt		X
Floor mat	X	
Front, top and rear wipers	X	
Left side handrails, stairway and cabin door	X	
Right side handrails, stairway and cabin door		X
Wire mesh installed on top of operator compartment		X
7" digital operator display	X	
Seat-side joystick hydraulic control	X	
Steering wheel with spinner knob	X	
Interior wide angle mirrors	X	
Heater with 3 speed fan	X	
Telescoping & tilting steering column	X	
DC/DC converter 24 volt/12 volt with socket		X

Air conditioning	X	
Climate control		X
Reading light		X
Sun shades on top and rear		X
Trainer seat		X
Recirculation fan	X	
Rear locking console		X
Rear locking console in cab		X
Heated top window		X
Radio preparation set-up (wiring, two speakers and antenna)		X
IT console		X
VISIBILITY	STD	OPT
External wide angle mirrors mounted on top of front fenders	X	
Rear view camera system		X
Halogen work lights	X	
LED work lights		X
High Performance LED work lights		X
LED twistlock indicator lights		X
LED stop/tail/brake lights	X	
LED turn signals, hazard & marker lights	X	
OPERATION	STD	OPT
Electric air horn 112 dBA	X	
Visible alarm – Amber strobe light, switch and key switch activated	X	
Audible alarm – Reverse direction activated 82–102 dB(A), self-adjusting	X	
Forward motion alarm		X
Seatbelt interlock for engine start		X
Seatbelt indicator light on top of cab		X
Hydraulic load weighing system		X
Tire pressure monitoring system		X
Lockable battery disconnect switch	X	
NATO plug start aid		X
"Empty seat" engine shutdown, adjustable automatically		X
Non-lockable fuel cap	X	
Lockable fuel cap		X
Hyster Tracker wireless asset management system		X
Hyster Tracker wireless asset management - Access / Verification	X	
Hyster Tracker wireless asset management - Monitoring		X
Auto greasing system for basic truck & outer boom		X
Auto greasing system for inner boom and spreader		X
Auto greasing system for spreader	X	
24 volt electrical system	X	
Engine block heater 230 volt		X
Engine block heater 240 volt		X
Steer wheel lug nut protection	X	
Engine compartment light		X
APPEARANCE	STD	OPT
Hyster yellow paint base truck	X	
Special paint base truck		X
Hazard warning striping on counterweight		X
SUPPLEMENTAL	STD	OPT
Literature package	X	
Operator's manual	X	
CE certification*	X	
Warranty: 12 Months / 2,000 hours manufacturer's warranty	X	

*Standard or Optional in select markets or on select models.
Other options available through Special Products Engineering Department (SPED). Contact Hyster for details.

STRONG PARTNERS. TOUGH TRUCKS.™

FOR DEMANDING OPERATIONS, EVERYWHERE.

Hyster® supplies a complete range of warehouse equipment, IC and electric counterbalanced trucks, container handlers and reach stackers. Hyster® is committed to being much more than a lift truck supplier.

Our aim is to offer a complete partnership capable of responding to the full spectrum of material handling issues: whether you need professional consultancy on your fleet management, fully qualified service support, or reliable parts supply, you can depend on Hyster®.

Our network of highly trained dealers provides expert, responsive local support. They can offer cost-effective finance packages and introduce effectively managed maintenance programmes to ensure that you get the best possible value. Our business is dealing with your material handling needs so you can focus on the success of your business today and in the future.



HYSTER EUROPE



Centennial House, Frimley Business Park, Frimley, Surrey, GU16 7SG, England.

Tel: +44 (0) 1276 538500

 www.hyster.eu  infoeurope@hyster.com  [/HysterEurope](https://www.facebook.com/HysterEurope)  [@HysterEurope](https://twitter.com/HysterEurope)  [/HysterEurope](https://www.youtube.com/HysterEurope)  www.hyster-bigtrucks.com



HYSTER-YALE UK LIMITED trading as Hyster Europe. Registered Address: Centennial House, Building 4.5, Frimley Business Park, Frimley, Surrey GU16 7SG, United Kingdom. Registered in England and Wales. Company Registration Number: 02636775.

©2018 HYSTER-YALE UK LIMITED, all rights reserved. HYSTER, , STRONG PARTNERS. TOUGH TRUCKS., MONOTROL and  are trademarks of HYSTER-YALE Group, Inc. Cummins is a trademark of Cummins Inc. Spicer Off-Highway is a trademark of Dana Inc. Kessler is a trademark of Kessler & Co. GmbH & Co. KG. Continental is a trademark of Continental AG. Goodyear is a trademark of The Goodyear Tire & Rubber Company. MRF is a trademark of Madras Rubber Factory Limited. Bridgestone is a trademark of Bridgestone Corporation. Hyster products are subject to change without notice. Forklift trucks illustrated may feature optional equipment.